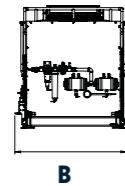
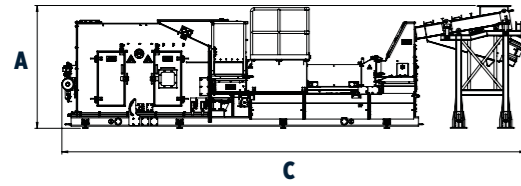


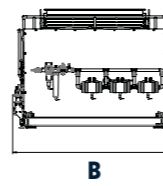
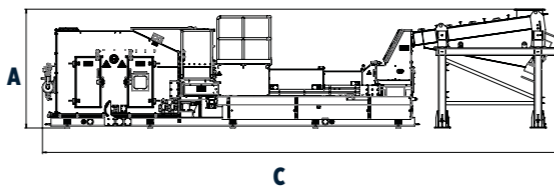
## INSTALLATION EXAMPLE

### COM XRT 2.0

#### COM XRT 1200 2.0



#### COM XRT 2400 2.0



COM XRT 1200 2.0	
<b>A</b>	2600 mm
<b>B</b>	2400 mm
<b>C</b>	9850 mm

COM XRT 2400 2.0	
<b>A</b>	2900 mm
<b>B</b>	3650 mm
<b>C</b>	11900 mm

## PRODUCT SPECIFICATIONS

	COM XRT 1200 2.0	COM XRT 2400 2.0
Size Range	10 - 125 mm	10 - 125 mm
Feed Rate	up to 250 t/h	up to 500 t/h
Size Ratio	1:3	1:3
Operational width	1,200	2,400
Sensors	X-ray sensor, High Resolution (HR) or High Sensitivity (HS)	X-ray sensor, High Resolution (HR) or High Sensitivity (HS)
Number of Ejectors	192 / 152	384 / 300
Nozzle Pitch	6,25 mm / 8 mm	6,25 mm / 8 mm
Electric Power	3 phase, approx. 18 kVA	3 phase, approx. 22 kVA
Weight (Sorter)	13600 kg	21400 kg
Weight (Feeder)	1750 kg	3700 kg

The capacity, performance and dimension data are indicative and may change without prior notice. Exact numbers on request.

## PRODUCT RANGE

### PRO SERIES (Chute based)

Size range from 2 mm to 250 mm is covered by three models which can be equipped with COLOR, Near-Infrared (NIR), LASER and Electromagnetic (EM) technology or a combination thereof.

### COM SERIES (Belt based)

High capacity sorting on a belt feeding system is key for this product series. Different models and widths are available which can be equipped with X-Ray Transmission (XRT), Electromagnetic (EM), COLOR and/or Near-Infrared (NIR) technology.

## APPLICATIONS

### XRT

Diamonds // Industrial Minerals, e.g. Phosphate, Limestone // Base metals, e.g. Tungsten, Tin, Lead, Zinc // Precious metals, e.g. Gold // Ferrous metals, e.g. Iron Ore

### COLOR

Industrial Minerals, e.g. Magnesite, Calcite, Talc, Quartz, Feldspar, Burnt lime

### LASER

Industrial Minerals, e.g. Quartz, Fluorspar, Spodumene, Rock salt // Precious metals, e.g. Gold

### NIR

Industrial Minerals, e.g. Talc, Borate, Calcite, Lithium // Kimberlite

### EM

Slag, e.g. Stainless steel, Base metal, Ferro silica, Ferro chrome, Silica // Massive nickel sulphides // Manganese

 TOMRA

# COM XRT 2.0



 TOMRA

[WWW.TOMRA.COM/MINING](http://WWW.TOMRA.COM/MINING)

#### Europe/Russia/China

TOMRA Sorting GmbH\*  
Feldstrasse 128  
22880 Wedel/Hamburg  
Germany  
Phone: +49 4103 1888 0  
Fax: +49 4103 1888 188  
mining-sorting@tomra.com

#### Australasia

TOMRA Sorting Pty Ltd  
Unit 1, 20 Anella Avenue  
Castle Hill NSW 2154  
Australia  
Phone: +61 2 8624 0100  
Fax: +61 2 8624 0101  
mining-sorting@tomra.com

#### Southern Africa

TOMRA Sorting (Pty) Ltd  
37 Angus Crescent  
Longmeadow Business Estate  
Edenvale 1609  
South Africa  
Phone: +27 11 010 0300  
Fax: +27 86 602 4646  
mining-sorting@tomra.com

#### North America

TOMRA Sorting, Inc.  
1536 Cole Blvd, Suite 225  
Golden, Colorado 80401  
USA  
Phone: +1 720 870 2240  
Fax: +1 720 870 2241  
mining-sorting@tomra.com

#### South America

TOMRA Brasil Soluções em  
Segregação LTA  
Rua Fernandes Moreira,  
883-Chácara Santo Antonio  
04716-002 São Paulo  
Brazil  
Phone: +55 11 3294 3400  
mining-sorting@tomra.com



We print on 100% recycled paper to reduce our carbon footprint. You can reduce yours by using our sensor-based sorting equipment.



ISO 9001 certified

2021/01\_GB

SENSOR-BASED ORE SORTING SINCE 1993

# COM XRT 2.0

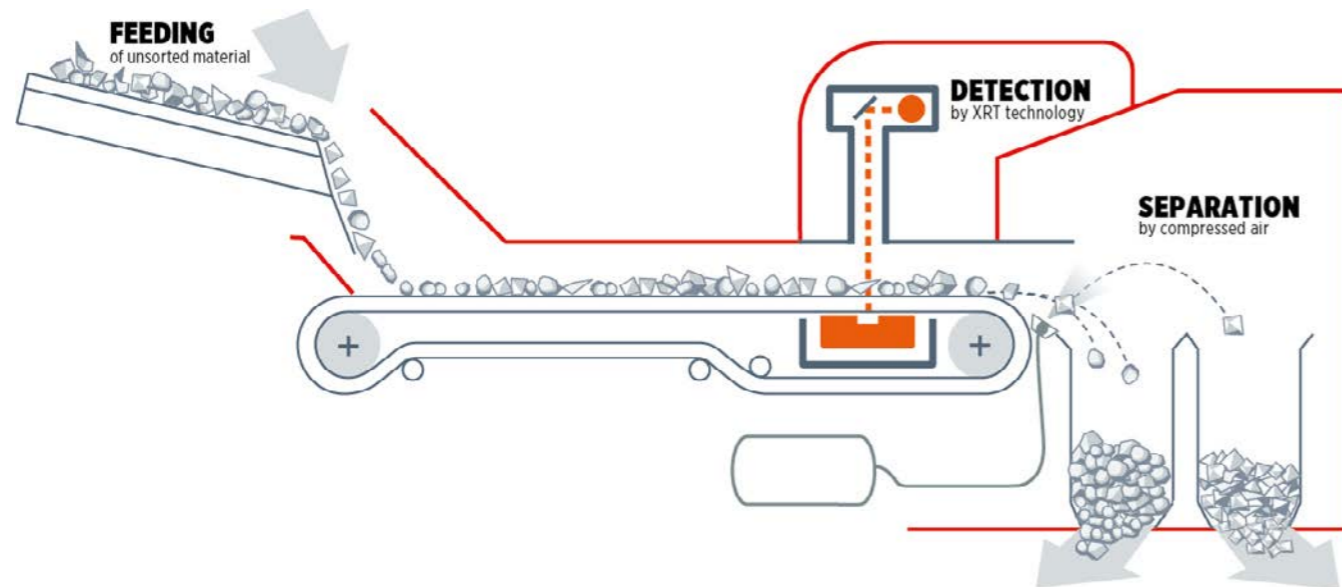
The COM (common belt) series sorting equipment covers the range of applications which require a belt feeding system. The belt principle allows the presentation of a less uniform feed. The particles can stabilize on the belt before they are scanned by the sensor(s). Two sensor technologies are available, XRT and EM.

## TECHNOLOGY XRT

X-ray transmission technology enables materials to be recognized and separated based on their specific atomic density. It is based on a planar projection of X-ray attenuation of single particles in a stream. This technology makes it possible to obtain a high separation performance in sorting materials irrespective of size, moisture, dust or dirt on a surface.

## TECHNOLOGY EM

The optional EM sensor allows the discrimination of particles by permeability and conductivity properties. The highly sophisticated SUPPIX<sup>®</sup> image processing technology enhances the resolution of the digitalized sensor signals. Thus it is possible to identify the finest conductive particles with great precision and subsequently separate them with a high degree of efficiency.



## STANDARD APPLICATIONS

### DIAMONDS (KIMBERLITE, ALLUVIAL)

Primary Diamond Concentration // XRT

### INDUSTRIAL MINERALS (E.G. PHOSPHATE, LIMESTONE, MAGNESITE, LITHIUM)

Waste rock reduction // Transport, wear and process cost savings // XRT

### FERROUS METALS (E.G. CHROMITE, IRON ORE)


Lump ore production // Pre-concentration // Transport and process cost savings // XRT

### BASE METALS (E.G. TUNGSTEN, TIN, LEAD, ZINC, COPPER)

Pre-concentration // Increase productivity // Reduced cash costs // Marginal resources turned into reserves // XRT // EM

### PRECIOUS METALS (E.G. GOLD)

Pre-concentration // Increase productivity // Reduced cash costs // Marginal resources turned into reserves // XRT // EM



TOMRA Sorting Solutions offers a variety of configurations for different tasks and conditions. You are welcome to check your individual material in one of our test centers. E-mail: [mining-sorting@tomra.com](mailto:mining-sorting@tomra.com)

## BENEFITS

